

Welcome to FukHead's Backup Method #1

YOU MUST READ AND UNDERSTAND THIS METHOD COMPLETELY BEFORE ATTEMPTING TO USE IT TO BACKUP A MOVIE.

I wrote this because I feel that there is inadequate Documentation on DVD to DVD-R Backup. This guide explains how to do single Layer Backups, and which types of movies that this method applies to.

DVD COME IN SEVERAL FORMATS, IT ALL DEPENDS ON THE LENGTH OF THE MOVIE (AIRTIME), FEATURES SUCH AS AUDIO/LANGUAGE/SUBTITLES/EXTRAS THAT IT CONTAINS. THESE AFFECT THE OVERALL SIZE OF THE MOVIE DISC.

FIRST YOU MUST BE FAMILIAR WITH DVD STANDARDS

DVD's currently are released today using one of four types of disks.

Here are the four types used today. Know these!

1. **(DVD-5)** Single Layer - Single Side (Can easily be backed up)
2. **(DVD-9)** Double Layer - Single Side (Movie is often Large or Long airtime it often must be compressed. Discs also generally contain lots of extras, commentary, and other such features.)
3. **(DVD-10)** Single Layer - Double Side (Discs are either flippers or multi-format. Most often they are what we call multi-format Full-screen movie on once side and Wide-screen movie on the other. Very easy to backup either side to DVD-5.
4. **(DVD-18)** Double Layer - Double Side (Are Very Rare, only movies like Stephen King's "The Stand" were released on Double Sided - Double Layer" They are Expensive to Produce, and backup will more than likely need two disks unless they are wasting disc space and have lots of extras.

Now you should be aware what DVD sizes are available and how they differ. Now you need to know how the FukHead methods apply. FukHead's backup method's are all about conserving discs. Recently in time, media was expensive; 2-6 dollar's a piece making it very expensive to backup a movie. The main reason you should use FukHead's backup method's you want an inexpensive copy of your movie, on a single disk. The Primary two methods will copy all DVD-5, DVD-10, and most DVD-9's to a single disc. Single Disc Movies is what I prefer. If this is not the case, then watch for more guides possibly available at fukrulez.com.

FukHead's Backup Method's

SIZE	PERFERRED	METHOD TO USE
DVD-5	SINGLE DISC	METHOD #1
DVD-9	SINGLE DISC	METHOD #2
DVD-9	SPLIT TO TWO DISCS	METHOD #3
DVD-10	SINGLE DISC	METHOD #1
DVD-10	SPLIT TO TWO DISCS	METHOD #3

IF YOU ARE STILL READING, WELCOME TO FUKHEAD'S BACKUP METHOD #1. This is a very simple procedure, and should take no time to learn or understand how simple to use.

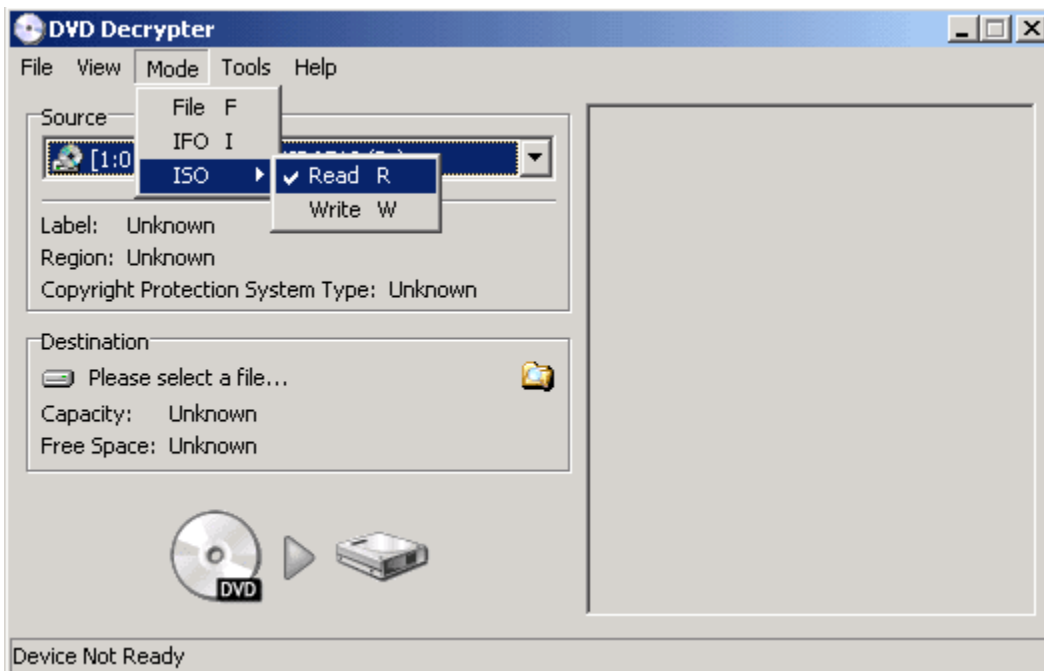
By this time you already are aware the movie you are going to copy is either a DVD-5 or DVD-10. Otherwise you need to be reading one of my other backup guides.

You need these ingredients:

1. DVDDecrypter (3.1.2.0 or Later is preferred) by Lightning UK.
2. ORIGINAL AND 1 BLANK MEDIA

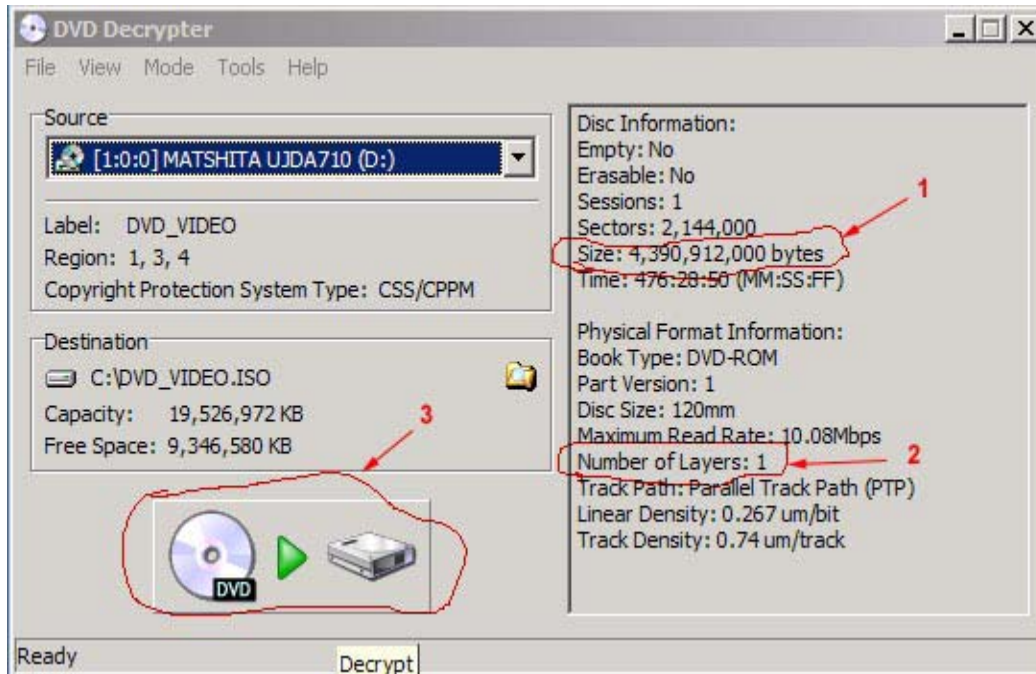
HERE ARE THE STEPS:

Insert a DVD into your DVD-Rom that you believe to be either of DVD-5 or DVD-10 format. Run DVDDecrypter then go to Mode>ISO>READ then wait for the disc to read.



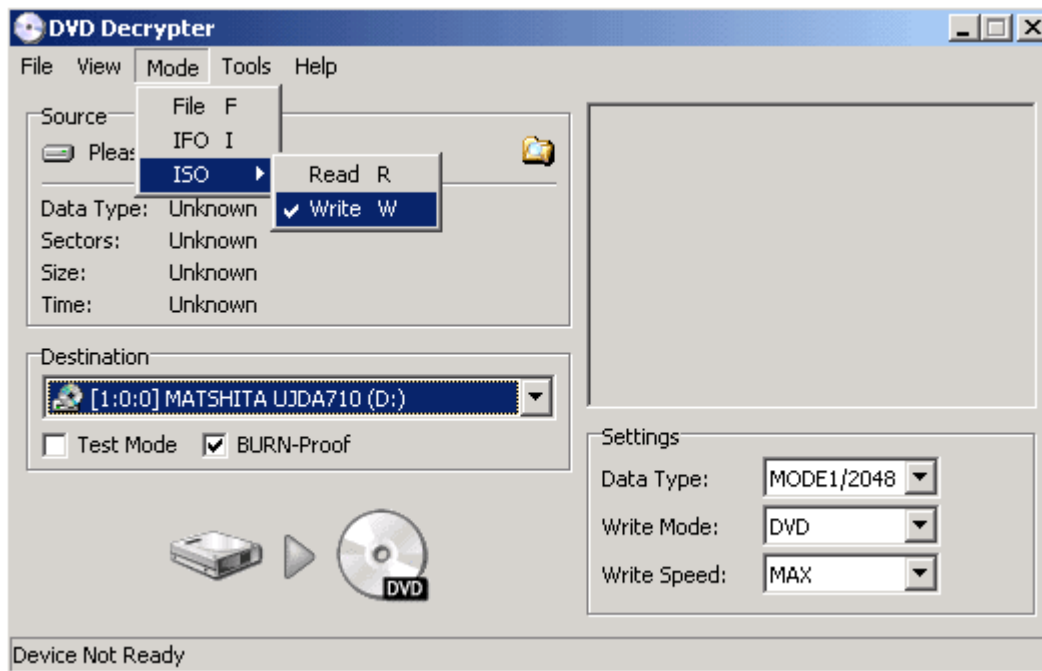
Next make notice to the red arrows.

1. Size is under 4,700,000,000. This means it will fit on one disk.
2. Layers =1 means that you can use ISO Method.
3. Simply select a path to create the ISO file then click the button at highlighted area 3.



It will take nearly 20 minutes to store the image on your hard-drive. Maybe In the future DVD Decrypter will rip and burn on the fly.

Once it is ripped, you can then burn it to DVD with DVD Decrypter. We have burned dozens of movies this way with DVDDecrypter.



Knowledge is power, share it.

FukHead